

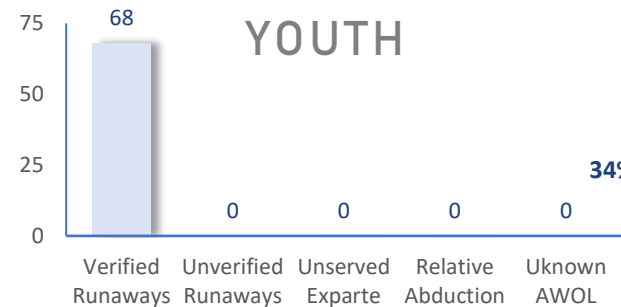
The following statistics show the status and demographics of absent Kansas foster youth and track DCF's successful recovery efforts.

RECOVERED YOUTH

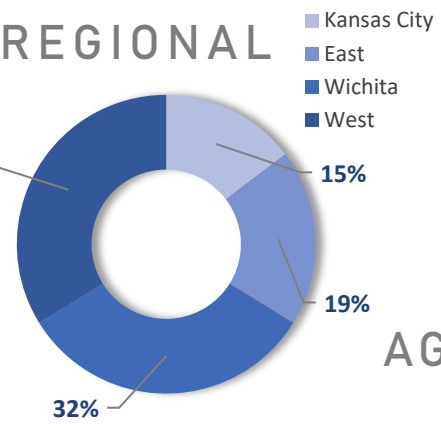


*A youth may be recovered more than once per month.

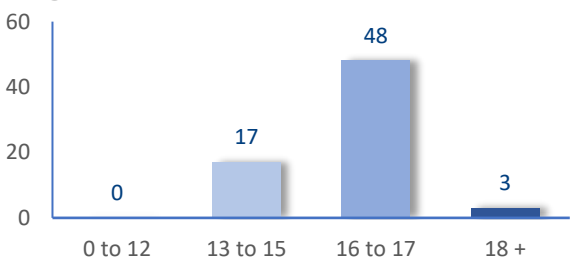
CURRENT AWOL YOUTH



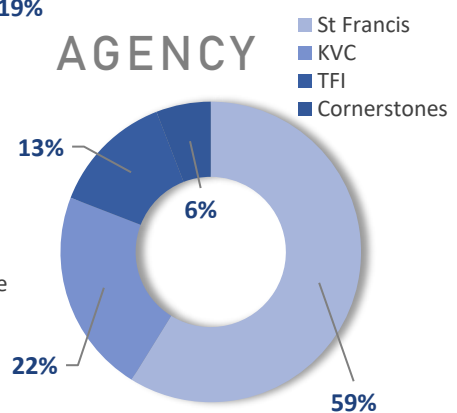
REGIONAL



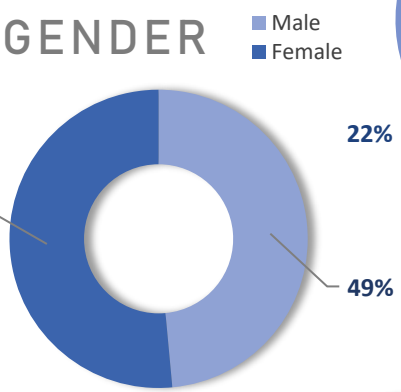
AGE



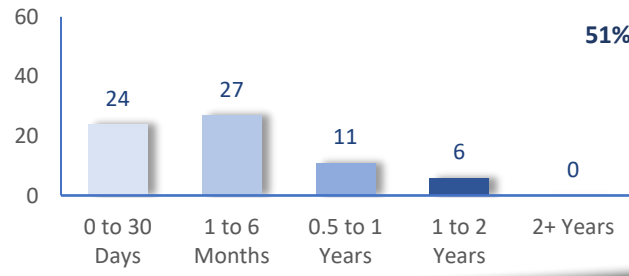
AGENCY



GENDER



TIME



DAILY AWOL YOUTH

2024

February		March		April		May	
DATE	# AWOL	DATE	# AWOL	DATE	# AWOL	DATE	# AWOL
1	72	1	70	1	66	1	65
2	70	4	68	2	69	2	65
5	67	5	68	3	70	3	64
6	66	6	64	4	70	6	61
7	65	7	64	5	69	7	61
8	65	8	64	8	70	8	63
9	66	11	68	9	68	9	65
12	66	12	68	10	68	10	67
13	66	13	67	11	68	13	71
14	66	14	66	12	68	14	71
15	63	15	67	15	70	15	71
16	65	18	68	16	70	16	76
19	63	19	68	17	72	17	72
20	66	20	67	18	71	20	70
21	64	21	68	19	60	21	68
22	67	22	67	22	64	22	
23	66	25	64	23	65	23	
26	67	26	64	24	68	24	
27	70	27	66	25	73	27	
28	69	28	64	26	69	28	
29	72	29	64	29	68	29	
				30	65	30	
						31	